



SOUTHERN
ADVENTIST UNIVERSITY

School of Social Work

**BSW Portfolio Capstone
Student Manual
2017-2018**

Last Updated 8.18.17

Table of Contents

Introduction.....	<u>3</u>
Purpose of Portfolio Site.....	<u>3</u>
Structure of Portfolio Site	<u>3-4</u>
Welcome Page.....	<u>4</u>
Resume Page.....	<u>4</u>
Core Competencies.....	<u>4-5</u>
Service Activities	<u>5-6</u>
Certificates and Training	<u>6</u>
Sample Portfolio Sites.....	<u>6</u>
Accessing Your Portfolio.....	<u>7</u>
Navigating the SWPRO Site.....	<u>7</u>
How to Create a Page on Your Portfolio Site.....	<u>8-9</u>
How to Create a Sub Page Under a Parent Page	<u>10</u>
Appendix.....	<u>11</u>
Activity Verification Form	<u>12</u>
BSW Curriculum Matrix.....	<u>13-24</u>

Introduction

The BSW program at Southern Adventist University utilizes a portfolio process as a capstone for all graduating BSW seniors. This portfolio process entails the creation of a comprehensive online portfolio that includes the 10 CSWE core competencies, their practice behaviors, and portfolio products that exemplify the student's ability to demonstrate these core competencies. Additionally, students will complete a portfolio presentation towards the end of their senior year as part of the SOCW 421 Senior Portfolio Seminar Course. Further instructions will be provided through the SOCW 421 Senior Portfolio Seminar Course. The creation of the portfolio and the portfolio presentation are both required elements for the completion of the BSW program.

The Purpose of a BSW Professional Portfolio

A professional portfolio is developed to showcase the work of a professional. Your social work portfolio is as an exhibit that showcases your understanding and performance in the social work field. It also serves to document your professional growth beyond your time at Southern Adventist University. It is meant to demonstrate your strengths, social work skills, and various experiences.

Throughout your time in the School of Social Work, you will be required to include a variety of assignments and activity documentation. It is to your advantage to perceive the portfolio development as more than an academic requirement. A portfolio can be used to show potential employers why you are worthy of their consideration, as well as give them the opportunity to review your knowledge and expertise outside of their standard expectations.

Examples of information that can be included in a professional portfolio include the following:

- Presentations
- Papers
- Letters of recommendation
- Journal reflections
- Field experience evaluation forms
- Photographs of you actively participating in social work-related activities
- Reviews of professional literature
- Activities/community service documentation
- Attendance and/or presentations at conferences/seminars
- Certificates
- Documentation of honors and awards

How should my BSW portfolio be structured?

Your portfolio should be unique to you and your social work academic and field experiences. There are many ways to structure your portfolio. However, the School of Social Work will be reviewing your portfolio and looking for specific required content. You are expected to have the following main sections (or "parent pages") in your BSW portfolio:

- Welcome Page—provide picture(s), professional/ personal “story”, mission statement, and career goals. See information under “Welcome Page” heading below for more details.
- Resume Page—provide a professional and complete resume
- Core Competencies—10 total (see pages 4-5 for more details on how these pages should be structured)
 - Practice Behaviors listed on each competency page (respective course and field experiences are provided; each evidence has a reflective rationale for its significance as an evidence)
- Service Activities—see page 5-6 for more details on how this page should be set up
- Certificates and Trainings— see page 6 for more details

Main BSW Portfolio Pages

Welcome Page:

This page should be professional, informative and inviting. The following elements should be included in the welcome page of your portfolio:

- Picture(s),
- Professional information about yourself
- Professional goals
- Professional mission statement

Resume Page:

Included on this page should be your complete professional resume or curriculum vitae (CV), if applicable. Include internship experiences as well as related job experiences. Your resume/CV should be professional, complete, and exhaustive of your related experiences.

Core Competency Pages:

Under the main parent page “Core Competencies,” you will be required to include the following 10 Core Competencies as subpages in proper order (see below). Abbreviate each competency title (**bolded** below), and include the full description for each individual core competency on its respective page. Below are the abbreviated versions of each competency and their full description.

- 1) **Professionalism:** Identify as a professional social worker and conduct oneself accordingly
- 2) **Ethics:** Apply social work ethical principles to guide professional practice
- 3) **Critical Thinking:** Apply critical thinking to inform and communicate professional judgments
- 4) **Diversity:** Engage diversity and differences in practice
- 5) **Social Justice:** Advance human rights and social and economic justice
- 6) **Research:** Engage in research-informed practice and practice-informed research
- 7) **Human Behavior and Social Environment:** Apply knowledge of human behavior and the social environment
- 8) **Policy Practice:** Engage in policy practice to advance social and economic well-being and to deliver effective social work services

9) **Respond to contexts that shape practice**

10) **Engage, Assess, and Intervene:** Engage, assess, intervene, and evaluate with individuals, families, groups, organizations, and communities.

Evidences (coursework and field):

Once you have created a subpage for each competency and have included the respective, complete title, you will be required to upload specific evidences (coursework and field experiences) for each practice behavior included in each core competency page. This is the core of your portfolio and is your opportunity to showcase the coursework and field experiences that demonstrate your proficiency in demonstrating each of the practice behaviors and overarching core competencies.

For your evidences be sure to adhere to the following:

- Each practice behavior is supported with *two* evidences, with at least one of these evidences being from field.
- Each coursework evidence should be at a graded level of 80% or higher. If an assignment was graded at a level lower than 80%, the student should correct the assignment to achieve a minimum standard of 80% or higher.
- Each evidence has a reflective rationale for its significance and relevance to the competency. You should professionally articulate what about that assignment or field experience helped you to develop proficiency for that practice behavior.
- **Important reminders for confidentiality:**
 - Student ID should be removed from all assignments before uploading to your portfolio site.
 - Any coursework or field evidence that contain client or student identifying information should be removed. This protects confidentiality and privacy. Use pseudonym and do not use any real identifiers (first name, initials, etc.)

See Appendix, pages 13-24, for a listing of the specific course work portfolio products (evidences) and the respective practice behaviors where they can be applied.

Service Activities Page:

Students may use the portfolio site to track community service hours and experiences accrued while in the undergraduate program. To do so, each student should follow these steps:

1. Make a “**Service Activities**” page on your SWPRO site.
2. Upload a scanned copy of **Activity Verification** form (which can be found in the Appendix of this manual as well as the *BSW Student Handbook*) for each community service event.
3. Students may choose to provide pictures or a short description of the event; each student is held accountable for uploading these documents. This process may be utilized to award a student with the Ed Lamb Community Service award. Additionally, the Service Activities page may be used by prospective practicum sites, employers, professors, etc. If a student is actively participating in community service, it reflects positively on the student and their commitment to the values of the social work profession. At the top of page 6, there is a sample of what an uploaded service activity looks like.

Service Activities

Value: *Service*

Ethical Principle: *Social workers' primary goal is to help people in need and to address social problems.*

Social workers elevate service to others above self-interest. Social workers draw on their knowledge, values, and skills to help people in need and to address social problems. Social workers are encouraged to volunteer some portion of their professional skills with no expectation of significant financial return (pro bono service) (NASW Code of Ethics, 2008).

- [La Paz de Dios Community Health Fair for Impoverished Hispanic Families in the Chattanooga area – Volunteer Translator, June 2013](#)
- [Bethel Bible Village – Volunteer Tutor, March 2013](#)

Each service activity should be hyperlinked to your Activity Service document. See the tutorial video for instructions on how to hyperlink media content.

<http://students.swpro.org/start/2013/08/06/uploading-files-to-wordpress/>

Certificates and Trainings Page:

This page will include any awards or training certificates you have received that are related to your career and academics. Provide any documentation of certificates, awards and/or trainings along with a short description of the certificate/training.

Other Expectations for Your Portfolio Site

Your overall portfolio should be attractive, creative, professional, and thoroughly edited for grammatical, spelling and punctuation. Additionally, your portfolio should include pictures, multi-media products to enhance visual appeal. Lastly, and most importantly, your portfolio should demonstrate a collection of coursework and field experiences that portray your proficiency in the 10 core CSWE competencies and corresponding practice behaviors. It should also contain strong, professional reflection of your learning outcomes.

Sample Portfolio Sites:

The following portfolio websites have been selected as examples of a completed BSW portfolio:

- <http://students.swpro.org/kayliedobbs/>
- <http://students.swpro.org/crerarlindsey>
- <http://students.swpro.org/krystlec>

* Dr. Racovita will also provide BSW portfolio examples.

Accessing Your Portfolio

Below are directions on how to access your portfolio site:

1. Once your portfolio is created by administration, you will receive an introduction email with your username and password. (Southern username and password)
2. Go to: www.swpro.org
3. At the bottom, left hand corner of the webpage click on “My Portfolio”.
4. When you are directed to a new page, enter your username and password provided to you via email.

Navigating the SWPRO Site

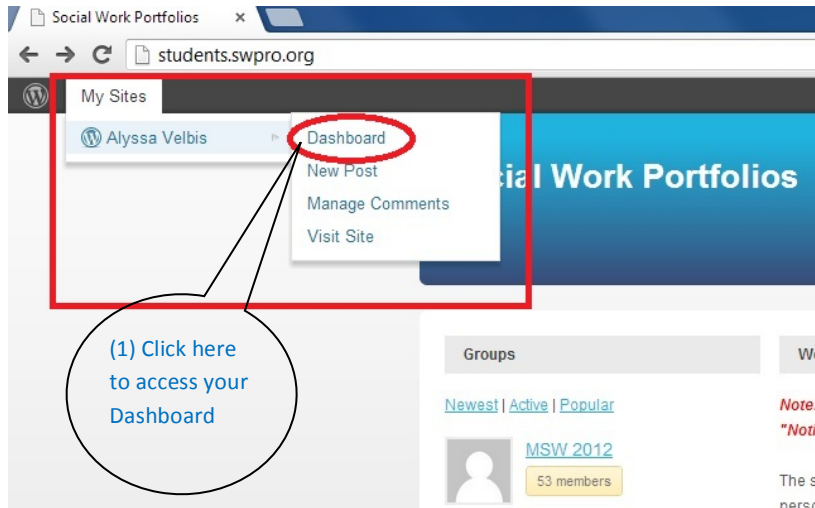
The screenshot shows the homepage of the Social Work Portfolios website. The header includes the title "Social Work Portfolios" and the subtitle "Southern Adventist University, School of Social Work". The navigation menu has four items: HOME, PORTFOLIO LISTS, PORTFOLIO RESOURCES, and SUPPORT CENTER. The "PORTFOLIO LISTS" menu is expanded, showing a list of letters from A to Z. A red box with an arrow points to the "PORTFOLIO LISTS" menu item, containing the text: "Click on 'Portfolio Lists' to view your or another student's portfolio site (arranged alphabetically by last name)." Another red box with an arrow points to the "SUPPORT CENTER" menu item, containing the text: "Click on 'Support Center' to access tutorial videos, guides, step-by-step instructions, and FAQ's." The main content area features a blurred background image and a paragraph of text describing the student portfolio site as a free service for BSW or MSW students.

Click on "Portfolio Lists" to view your or another student's portfolio site (arranged alphabetically by last name).

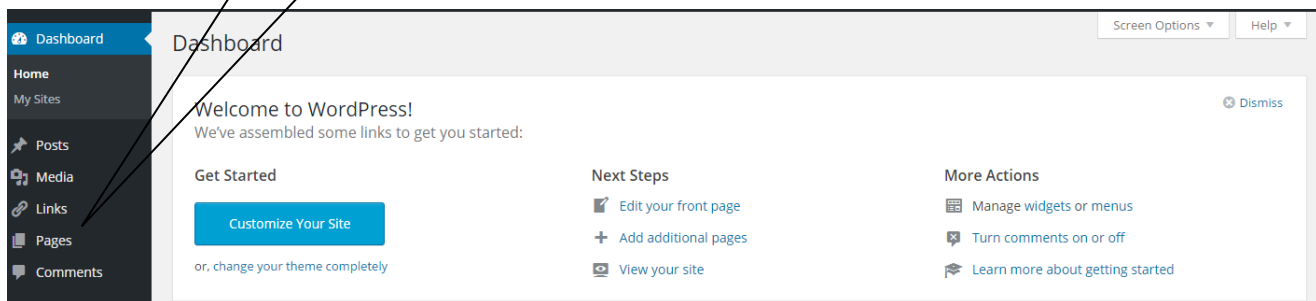
Click on "Support Center" to access tutorial videos, guides, step-by-step instructions, and FAQ's.

How to Create a Page on Your Portfolio Site

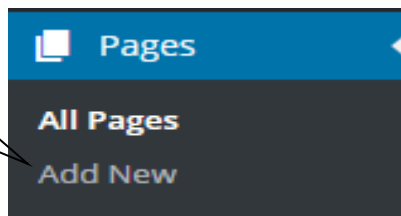
- 1) Once you have logged-in, you will be taken to your Dashboard. If you are not, hover over “**My Sites**” and your name will appear in a drop down menu. Hover over your name and another drop down menu will appear. Click on “**Dashboard**” (pictured below).
- 2) Once you are in the Dashboard, hover over or click “**Pages**” (pictured below).
- 3) A drop down box will appear, click “**Add New**” (pictured below).



(2) Hover over “pages” and the option to “Add New” will drop down



(3) Click “Add New” to add a new page.



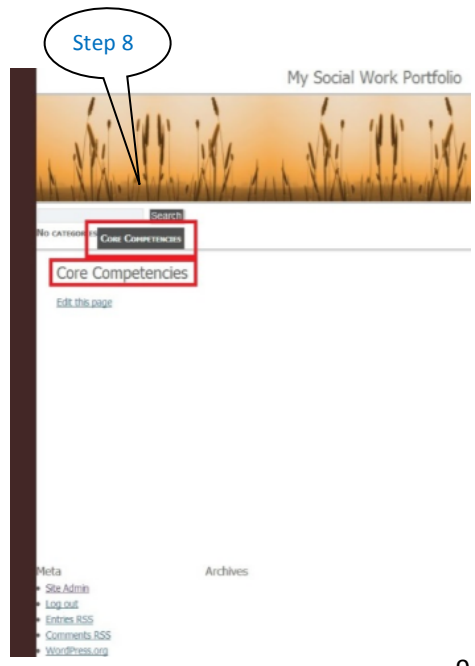
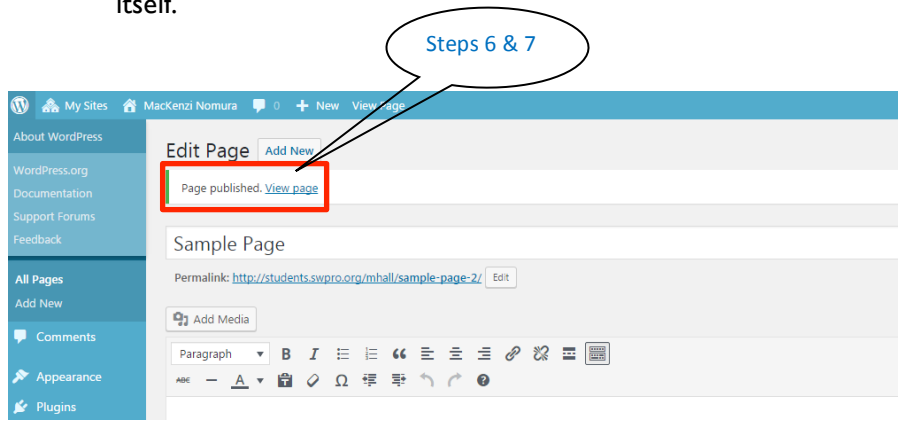
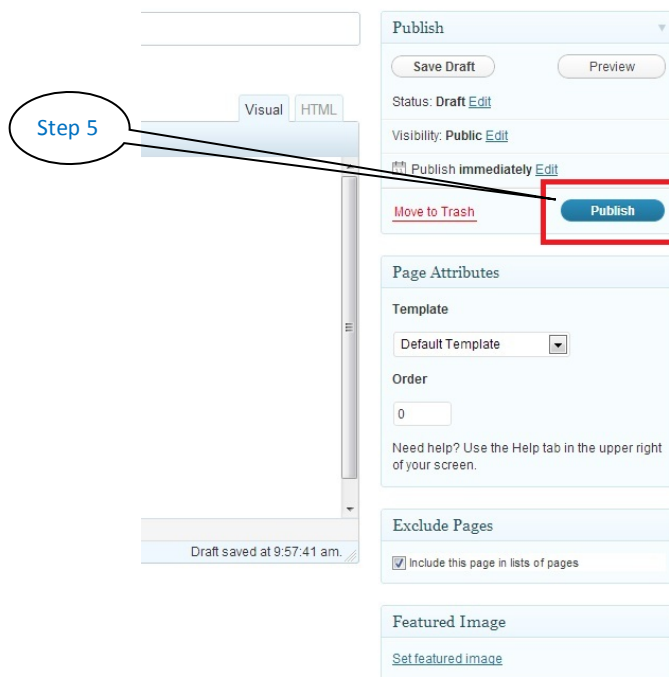
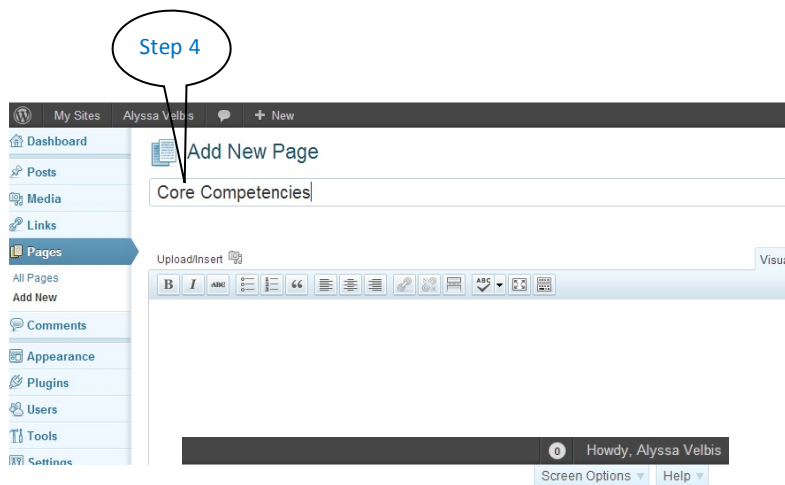
4) Type in the name of the page you are wanting to create (pictured right). A “**Core Competencies**” page is essential in the development of your portfolio. Be sure to include this page.

5) Once you have typed in the title of your page and added any content, click “**Publish**” to the right of the text boxes (pictured bottom right).

6) After you have clicked “Publish,” a box will appear on your screen below the “Edit Page” title. The text in the box will indicate whether your page was successfully published or not (pictured below).

7) In the same yellow box mentioned in Step 6, you will have the option to “View Page.” It is suggested that you do this to make sure that the page is formatted and includes the content you wish. To do so, click “**View Page**” (pictured below).

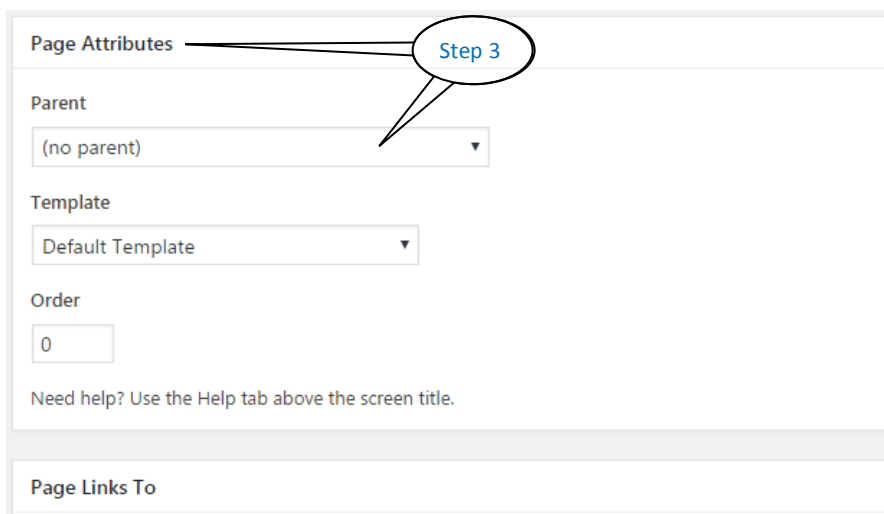
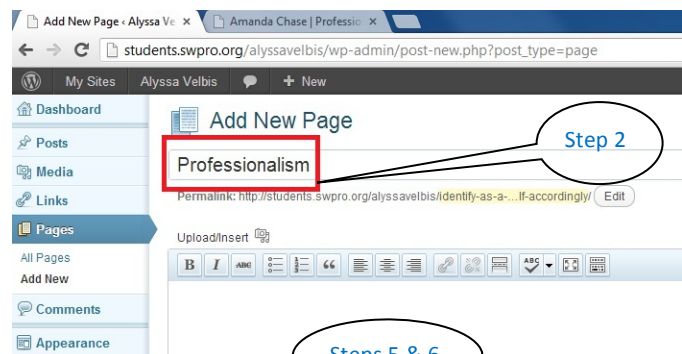
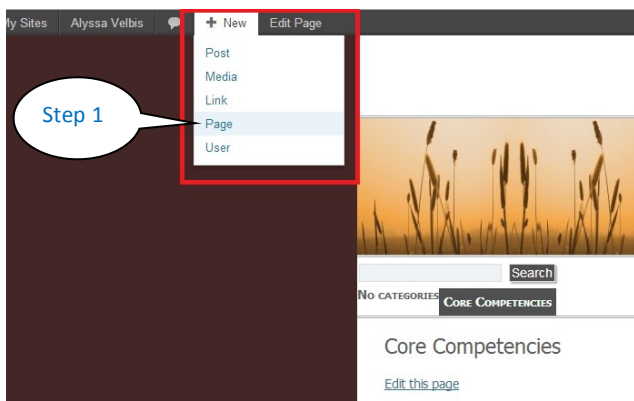
8) After clicking, “View Page,” you will be brought to a preview of the page you have developed. You will now see the title of the page in the menu bar, as well as the title on the page itself.



[Return to Table of Contents](#)

How to Create a Subpage Under a Parent Page

- 1) Hover over “**+New**” in the menu bar at the top of the page for a drop down menu. In the drop down menu, click “**Page**” (pictured below).
- 2) You will be directed to the “**Add New Page**” screen. Type in the title of the page that you wish to create and add in any content. As mentioned before, a “**Core Competencies**” page is essential in your portfolio development. Under “**Core Competencies**” should be 10 subpages (a subpage for each competency). For example, “**Professionalism**” is the first core competency.
- 3) Before publishing the page, be sure to make the page a subpage under a parent page. Do this by scrolling down to the box called “**Page Attributes**” and clicking the drop down menu under “**Parent**”. Then **choose the parent page**, in this case, “**Core Competencies**” (pictured below).
- 4) Once you have chosen the parent page, click “**Publish**” as you did in creating the parent page.
- 5) Just as you did to create the parent page, you may choose to “**View Page**” inside the box that pops up following a successful publishing of the page. If chosen, you will see a preview of your subpage.
- 6) After you have clicked, “**View page**” and have been directed to the preview of your subpage, Hover over your parent page (**Core Competencies**) and you will see the subpage drop down underneath (**Professionalism**).



APPENDIX

Activity Verification Form

Students are required to complete community service activities in the BSW program. Upon completion of an activity, the student is to fill out the Activity Verification Form and have it signed by the supervising individual present. Students may choose to provide pictures or a short description of the event; however, story-like information should not be posted in the Service Activities page.

Each student is held accountable for uploading these documents to his/her BSW Portfolio (see BSW Portfolio Handbook for more information). This process may be utilized to award a student with the Ed Lamb Community Service Scholarship Award. Additionally, the Service Activities page will be used by prospective practicum sites, employers, professors, etc. If a student is actively participating in community service, it reflects positively on the student and their commitment to the values of the social work profession.

Date of Activity: _____

Amount of Time Spent on this Activity (in hours/minutes): _____ hrs _____ min(s)

Student Name: _____

Description of Activity: _____ Club Sponsored Activity (Community Service)
 _____ Church-affiliated Community Service
 _____ Southern-affiliated Community Service
 _____ Other

Please describe the activity:

Please provide information regarding your role in this event and the activities you were involved in (be detailed):

What social work skills and values did you use during this event?

By signing below, I attest that I have attended and participated in the activity indicated.

Signature of Student

Supervisor Present

Please note: It is the responsibility of the student to keep an original copy of this form and submit a copy to the appropriate location, source, or individual when required.

BSW Curriculum Matrix

Note: Students are required to demonstrate *all* competencies and practice behaviors in their field practicum courses, SOCW 428 and 429. Therefore, the practicum courses are not included in this matrix; however, these skills are documented through the BSW Field Education Learning Plan.

Competency I: Identify as a professional social worker and conduct oneself accordingly.		
BSW Practice Behavior	Course	Learning Activities / Assignments
(1.1) Advocate for client access to the services of social work.	SOCW 310 SW Practice with Individuals...	Case Management Interview
	SOCW 311 HBSE I	Literature Review Paper
	SOCW 312 HBSE II	Literature Review Paper
	SOCW 434 SWIP	Opinion Editorial Policy Brief
(1.2) Practice personal reflection and self-correction to assure continual professional development.	SOCW 211 Intro to	NASW Code of Ethics and Values Paper
		Social Work Immersion Experience Project
	SOCW 213 Interviewing Skills	Fifteen minute video interview/process recording
		Skills & Values Paper
	SOCW 310 SW Practice with Individuals...	Case Management Interview
		Assessment Interview
	SOCW 311 HBSE I	Bio-Psycho-Social History Paper
	SOCW 319 SW Practice with Groups...	Group Facilitation Video Critiques (peer review and self-evaluation)
	SOCW 391 Jr. Field Practicum	Competency I Learning Plan and Evaluation
SOCW 441 Int. Seminar I	Integration of Faith and Practice Paper	
SOCW 442 Int. Seminar II	Self-Assessment Paper	
(1.3) Attend to professional roles and boundaries.	SOCW 211 Intro to SW	NASW Code of Ethics and Values Paper
	SOCW 213 Interviewing Skills	Fifteen minute video interview/process recording
		Skills & Values Paper
	SOCW 311 HBSE I	Bio-Psycho-Social History Paper
	SOCW 312 HBSE II	Bio-Psycho-Social History Paper
SOCW 319 SW Practice with	Group Facilitation Video Critiques (peer review and self-evaluation)	

	Groups...	
	SOCW 391 Jr. Field Practicum	Competency I Learning Plan and Evaluation
	SOCW 497 Research Methods	Single Subject Design Proposal & Presentation
(1.4) Demonstrate professional demeanor in behavior, appearance, and communication.	SOCW 211 Intro to SW	Social Work Immersion Experience Project
	SOCW 213 Interviewing Skills	Fifteen minute video interview/process recording
	SOCW 310 SW Practice with Individuals...	Case Presentation
	SOCW 319 SW Practice with Groups...	Group Facilitation Video Critiques (peer review and self-evaluation)
	SOCW 434 SWIP	Opinion Editorial
		Poster Presentation
SOCW 497 Research Methods	Single Subject Design Proposal & Presentation	
(1.5) Engage in career-long learning.	SOCW 211 Intro to SW	NASW Code of Ethics and Values Paper
		Social Work Immersion Experience Project
	SOCW 213 Interviewing Skills	Empirical Articles Project
	SOCW 434 SWIP	Current Events Journal
		Opinion Editorial
SOCW 442 Int. Seminar II	Self-Assessment Paper	
(1.6) Use supervision and consultation.	SOCW 319 SW Practice with Groups...	Group Facilitation Video Critiques (peer review and self-evaluation)
	SOCW 391 Jr. Field Practicum	Competency I Learning Plan and Evaluation

Competency 2: Apply social work ethical principles to guide professional practice.		
BSW Practice Behavior	Course	Learning Activities / Assignments
(2.1) Recognize and manage personal values in a way that allows professional values to guide practice.	SOCW 211 Intro to SW	NASW Code of Ethics and Values Paper
	SOCW 212 Social Welfare	Why Poverty? Paper
	SOCW 213 Interviewing Skills	Skills & Values Paper
	SOCW 310 SW Practice with Individuals...	Assessment Interview
	SOCW 311 HBSE I	Literature Review Paper

	SOCW 312 HBSE II	Literature Review Paper
	SOCW 319 SW Practice with Groups...	Group Facilitation Video Critiques (peer review and self-evaluation)
	SOCW 441 Int. Seminar I	Integration of Faith and Practice Paper
	SOCW 442 Int. Seminar II	Self-Assessment Paper
(2.2) Make ethical decisions by applying standards of the National Association of Social Workers Code of Ethics and, as applicable, of the International Federation of Social Workers/International Association of Schools of Social Work Ethics in Social Work, Statement of Principles.	SOCW 213 Interviewing Skills	Skills & Values Paper
	SOCW 312 HBSE II	Literature Review Paper
	SOCW 442 Int. Seminar II	Self-Assessment Paper
	SOCW 497 Research Methods	Quantitative & Qualitative Research Proposal Single Subject Design Proposal & Presentation
(2.3) Tolerate ambiguity in resolving ethical conflicts.	SOCW 310 SW Practice with Individuals...	Assessment Interview
	SOCW 311 HBSE I	Literature Review Paper
	SOCW 442 Int. Seminar II	Self-Assessment Paper
	SOCW 497 Research Methods	Single Subject Design Proposal & Presentation Quantitative & Qualitative Research Proposal
(2.4) Apply strategies of ethical reasoning to arrive at principled decisions.	SOCW 310 SW Practice with Individuals...	Assessment Interview
	SOCW 434 SWIP	Policy Brief
	SOCW 442 Int. Seminar II	Self-Assessment Paper
	SOCW 497 Research Methods	Single Subject Design Proposal & Presentation Quantitative & Qualitative Research Proposal

Competency 3: Apply critical thinking to inform and communicate professional judgments.

BSW Practice Behavior	Course	Learning Activities / Assignments
(3.1) Distinguish, appraise, and	SOCW 211 Intro to SW	NASW Code of Ethics and Values Paper
		Social Work Immersion Experience Project

integrate multiple sources of knowledge, including research-based knowledge, and practice wisdom.	SOCW 212 Social Welfare	Why Poverty? Paper
	SOCW 213 Interviewing Skills	Empirical Articles Project
	SOCW 310 SW Practice with Individuals...	Case Presentation
	SOCW 311 HBSE I	Article Reviews
		Bio-Psycho-Social History Paper
		Literature Review Paper
	SOCW 312 HBSE II	Article Reviews
		Literature Review Paper
		Bio-Psycho-Social History Paper
	SOCW 434 SWIP	Opinion Editorial
		Poster Presentation
		Written Debate Document
		Policy Debate
		Policy Brief
	SOCW 497 Research Methods	Empirical Article Evaluation
Single Subject Design Proposal & Presentation		
Quantitative & Qualitative Research Proposal		
(3.2) Analyze models of assessment, prevention, intervention, and evaluation.	SOCW 310 SW Practice with Individuals...	Assessment Interview
		Case Presentation
	SOCW 319 SW Practice with Groups...	Program Evaluation Paper/Presentation
	SOCW 391 Jr. Field Practicum	Organizational Assessment
	SOCW 434 SWIP	Opinion Editorial
		Policy Debate
		Policy Brief
	SOCW 497 Research Methods	Empirical Article Evaluation
		Single Subject Design Proposal & Presentation
		Quantitative & Qualitative Research Proposal
(3.3) Demonstrate effective oral and written communication in working with individuals, families, groups, organizations, communities, and colleagues.	SOCW 212 Social Welfare	Why Poverty? Paper
	SOCW 213 Interviewing Skills	Fifteen minute video interview/process recording
		Skills & Values Paper
	SOCW 310 SW Practice with Individuals...	Case Management Interview
	SOCW 311 HBSE I	Bio-Psycho-Social History Paper
		Literature Review Paper
SOCW 312	Literature Review Paper	

	HBSE II	
	SOCW 319 SW Practice with Groups...	Program Evaluation Paper/Presentation Group Facilitation Video Critiques (peer review and self-evaluation)
	SOCW 434 SWIP	Policy Debate
	SOCW 441 Int. Seminar I	Integration of Faith and Practice Paper
	SOCW 442 Int. Seminar II	Self-Assessment Paper
	SOCW 497 Research Methods	Single Subject Design Proposal & Presentation Quantitative & Qualitative Research Proposal

Competency 4: Engage diversity and difference in practice.		
BSW Practice Behavior	Course	Learning Activities / Assignments
(4.1) Recognize the extent to which a culture's structures and values may oppress, marginalize, alienate, or create or enhance privilege and power.	SOCW 211 Intro to SW	NASW Code of Ethics and Values Paper
	SOCW 212 Social Welfare	Out-of-Class Experiential Learning
		Why Poverty? Paper
	SOCW 311 HBSE I	Bio-Psycho-Social History Paper
		Literature Review Paper
	SOCW 312 HBSE II	Literature Review Paper
	SOCW 434 SWIP	Written Debate Document
SOCW 441 Int. Seminar I	Integration of Faith and Practice Paper	
SOCW 442 Int. Seminar II	Self-Assessment Paper	
(4.2) Gain sufficient self-awareness to eliminate the influence of personal biases and values in working with diverse groups.	SOCW 212 Social Welfare	Why Poverty? Paper
	SOCW 311 HBSE I	Bio-Psycho-Social History Paper
		Literature Review Paper
	SOCW 312 HBSE II	Literature Review Paper
	SOCW 441 Int. Seminar I	Integration of Faith and Practice Paper
	SOCW 442 Int. Seminar II	Self-Assessment Paper
SOCW 497 Research Methods	Quantitative & Qualitative Research Proposal	
	Single Subject Design Proposal & Presentation	

(4.3) Recognize and communicate their understanding of the importance of difference in shaping life experiences.	SOCW 211 Intro to SW	NASW Code of Ethics and Values Paper
		Social Work Immersion Experience
	SOCW 212 Social Welfare	Why Poverty? Paper
	SOCW 311 HBSE I	Bio-Psycho-Social History Paper
	SOCW 312 HBSE II	Bio-Psycho-Social History Paper
	SOCW 441 Int. Seminar I	Integration of Faith and Practice Paper
(4.4) View themselves as learners and engage those with whom they work as informants.	SOCW 497 Research Methods	Quantitative & Qualitative Research Proposal
	SOCW 211 Intro to SW	Social Work Immersion Experience Project
	SOCW 310 SW Practice with Individuals...	Assessment Interview
	SOCW 312 HBSE II	Bio-Psycho-Social History Paper
	SOCW 391 Jr. Field Practicum	Organizational Assessment
SOCW 497 Research Methods	Single Subject Design Proposal & Presentation	

Competency 5: Advance human rights and social and economic justice.		
BSW Practice Behavior	Course	Learning Activities / Assignments
(5.1) Understand the forms and mechanisms of oppression and discrimination.	SOCW 211 Intro to SW	NASW Code of Ethics and Values Paper
		Social Work Immersion Experience
	SOCW 212 Social Welfare	Out-of-Class Experiential Learning
		Why Poverty? Paper
	SOCW 311 HBSE I	Literature Review Paper
	SOCW 312 HBSE II	Literature Review Paper
	SOCW 434 SWIP	Policy Debate
	SOCW 441 Int. Seminar I	Integration of Faith and Practice Paper
SOCW 442 Int. Seminar II	Self-Assessment Paper	
(5.2) Advocate for human rights and social and economic justice.	SOCW 311 HBSE I	Literature Review Paper
	SOCW 312 HBSE II	Literature Review Paper
	SOCW 434 SWIP	Written Debate Document
Policy Brief		

	SOCW 442 Int. Seminar II	Self-Assessment Paper
(5.3) Engage in practices that advance social and economic justice.	SOCW 311 HBSE I	Literature Review Paper
	SOCW 312 HBSE II	Literature Review Paper
	SOCW 434 SWIP	Poster Presentation
		Policy Brief

Competency 6: Engage in research-informed practice and practice-informed research.

BSW Practice Behavior	Course	Learning Activities / Assignments	
(6.1) Use practice experience to inform scientific inquiry.	SOCW 211 Intro to SW	Social Work Immersion Experience	
	SOCW 213 Interviewing Skills	Empirical Articles Project	
	SOCW 311 HBSE I	Literature Review Paper	
	SOCW 312 HBSE II	Literature Review Paper	
	SOCW 434 SWIP	Policy Brief	
	SOCW 497 Research Methods		Empirical Article Evaluation
			Single Subject Design Proposal & Presentation
		Quantitative & Qualitative Research Proposal	
(6.2) Use research evidence to inform practice.	SOCW 212 Social Welfare	Why Poverty? Paper	
	SOCW 310 SW Practice with Individuals...	Case Management Interview	
		Case Presentation	
	SOCW 311 HBSE I	Article Reviews	
		Literature Review Paper	
	SOCW 312 HBSE II	Article Reviews	
		Literature Review Paper	
	SOCW 434 SWIP	Poster Presentation	
		Policy Brief	
	SOCW 497 Research Methods		Empirical Article Evaluation
		Single Subject Design Proposal & Presentation	
		Quantitative & Qualitative Research Proposal	

Competency 7: Apply knowledge of human behavior and the social environment.

BSW Practice Behavior	Course	Learning Activities / Assignments
(7.1) Utilize	SOCW 310	Case Management Interview

conceptual frameworks to guide the processes of assessment, intervention, and evaluation.	SW Practice with Individuals...	Case Presentation
	SOCW 311 HBSE I	Bio-Psycho-Social History Paper
	SOCW 312 HBSE II	Bio-Psycho-Social History Paper
	SOCW 497 Research Methods	Quantitative & Qualitative Research Proposal Single Subject Design Proposal & Presentation
(7.2) Critique and apply knowledge to understand person and environment.	SOCW 310	Assessment Interview
	SW Practice with Individuals...	Case Management Interview
	SOCW 311 HBSE I	Bio-Psycho-Social History Paper
		Literature Review Paper
	SOCW 312 HBSE II	Bio-Psycho-Social History Paper
		Literature Review Paper
	SOCW 319 SW Practice with Groups...	Group Facilitation Video Critiques (peer review and self-evaluation)
	SOCW 497 Research Methods	Empirical Article Evaluation
Single Subject Design Proposal & Presentation		
Quantitative & Qualitative Research Proposal		

Competency 8: Engage in policy practice to advance social and economic well-being and to deliver effective social work services.

BSW Practice Behavior	Course	Learning Activities / Assignments
(8.1) Analyze, formulate, and advocate for policies that advance social well-being.	SOCW 212 Social Welfare	Out-of-Class Experiential Learning
	SOCW 311 HBSE I	Literature Review Paper
		Literature Review Paper
	SOCW 434 SWIP	Current Events Journal
		Opinion Editorial
		Poster Presentation
(8.2) Collaborate with colleagues and clients for effective policy action.	SOCW 211 Intro to SW	Policy Brief
		Social Work Immersion Experience Project
	SOCW 434 SWIP	Opinion Editorial
		Poster Presentation
		Policy Brief

Competency 9: Respond to contexts that shape practice.

BSW Practice Behavior	Course	Learning Activities / Assignments
------------------------------	---------------	--

(9.1) Continuously discover, appraise, and attend to changing locales, populations, scientific and technological developments, and emerging societal trends to provide relevant services.	SOCW 212 Social Welfare	Out-of-Class Experiential Learning
	SOCW 310 SW Practice with Individuals...	Assessment Interview
		Case Management Interview
	SOCW 311 HBSE I	Literature Review Paper
	SOCW 312 HBSE II	Literature Review Paper
	SOCW 319 SW Practice with Groups...	Group Facilitation Video Critiques (peer review and self-evaluation)
		Program Evaluation Paper/Presentation
		Mini-Grant Proposal
	SOCW 391 Jr. Field Practicum	Organizational Assessment
	SOCW 434 SWIP	Current Events Journals
		Policy Brief
	SOCW 441 Int. Seminar I	Integration of Faith and Practice Paper
SOCW 442 Int. Seminar II	Self-Assessment Paper	
SOCW 497 Research Methods	Single Subject Design Proposal & Presentation	
	Quantitative & Qualitative Research Proposal	
(9.2) Provide leadership in promoting sustainable changes in service delivery and practice to improve the quality of social services.	SOCW 311 HBSE I	Literature Review Paper
	SOCW 312 HBSE II	Literature Review Paper
	SOCW 319 SW Practice with Groups...	Program Evaluation Paper/Presentation
		Mini-Grant Proposal
SOCW 434 SWIP	Policy Brief	

Competency 10.A: Engage with individuals, families, groups, organizations, and communities.		
BSW Practice Behavior	Course	Learning Activities / Assignments
(10.A.1) Substantively and effectively prepare for action with individuals, families, groups, organizations, and communities.	SOCW 213 Interviewing Skills	Fifteen minute video interview/process recording
	SOCW 310 SW Practice with Individuals...	Assessment Interview
		Case Management Interview
		Case Presentation
	SOCW 312 HBSE II	Bio-Psycho-Social History Paper
	SOCW 319 SW Practice with Groups...	Program Evaluation Paper/Presentation
Mini-Grant Proposal		
SOCW 391	Organizational Assessment	

	Jr. Field Practicum	
	SOCW 441 Int. Seminar I	Integration of Faith and Practice Paper
(10.A.2) Use empathy and other interpersonal skills.	SOCW 213 Interviewing Skills	Fifteen minute video interview/process recording
	SOCW 310 SW Practice with Individuals...	Case Management Interview
		Case Presentation
	SOCW 497 Research Methods	Single Subject Design Proposal & Presentation
(10.A.3) Develop a mutually agreed-on focus of work and desired outcomes.	SOCW 213 Interviewing Skills	Fifteen minute video interview/process recording
	SOCW 310 SW Practice with Individuals...	Case Management Interview
		Assessment Interview
	SOCW 319 SW Practice with Groups...	Program Evaluation Paper/Presentation
Group Facilitation Video Critiques (peer review and self-evaluation)		
	SOCW 497 Research Methods	Single Subject Design Proposal & Presentation
Competency 10.B: Assess with individuals, families, groups, organizations, and communities.		
BSW Practice Behavior	Course	Learning Activities / Assignments
(10.B.1) Collect, organize, and interpret client data.	SOCW 310 SW Practice with Individuals...	Assessment Interview
		Case Management Interview
		Case Presentation
	SOCW 312 HBSE II	Bio-Psycho-Social History Paper
	SOCW 319 SW Practice with Groups...	Group Facilitation Video Critiques (peer review and self-evaluation)
		Program Evaluation Paper/Presentation
	Mini-Grant Proposal	
	SOCW 391 Jr. Field Practicum	Organizational Assessment
(10.B.2) Assess client strengths and limitations.	SOCW 213 Interviewing Skills	Fifteen minute video interview/process recording
	SOCW 310 SW Practice with Individuals...	Assessment Interview
		Case Management Interview
		Case Presentation
	SOCW 311 HBSE I	Bio-Psycho-Social History Paper
	SOCW 312 HBSE II	Bio-Psycho-Social History Paper
	SOCW 391 Jr. Field Practicum	Organizational Assessment
	SOCW 442 Int. Seminar II	Self-Assessment Paper

(10.B.3) Develop mutually agreed-on intervention goals and objectives.	SOCW 213 Interviewing Skills	Fifteen minute video interview/process recording
	SOCW 310 SW Practice with Individuals...	Case Management Interview
		Case Presentation
	SOCW 319 SW Practice with Groups...	Group Facilitation Video Critiques (peer review and self-evaluation)
Program Evaluation Paper/Presentation		
SOCW 497 Research Methods	Single Subject Design Proposal & Presentation	
	SOCW 310 SW Practice with Individuals...	Case Management Interview
Case Presentation		
(10.B.4) Select appropriate intervention strategies.	SOCW 319 SW Practice with Groups...	Program Evaluation Paper/Presentation
		Competency 10.C: Intervene with individuals, families, groups, organizations, and communities.
BSW Practice Behavior	Course	Learning Activities / Assignments
(10.C.1) Initiate actions to achieve organizational goals.	SOCW 310 SW Practice with Individuals...	Case Management Interview
		Case Presentation
	SOCW 319 SW Practice with Groups...	Group Facilitation Video Critiques (peer review and self-evaluation)
		Program Evaluation Paper/Presentation
Mini-Grant Proposal		
(10.C.2) Implement prevention interventions that enhance client capacities.	SOCW 310 SW Practice with Individuals...	Case Management Interview
		Case Presentation
(10.C.3) Help clients resolve problems.	SOCW 310 SW Practice with Individuals...	Case Management Interview
		Case Presentation
		Assessment Interview
	SOCW 319 SW Practice with Groups...	Group Facilitation Video Critiques (peer review and self-evaluation)
(10.C.4) Negotiate, mediate, and advocate for clients.	SOCW 310 SW Practice with Individuals...	Case Management Interview
		Case Presentation
(10.C.5) Facilitate transitions and endings.	SOCW 310 SW Practice with Individuals...	Assessment Interview
		Case Management Interview
		Case Presentation
	SOCW 319 SW Practice with Groups...	Program Evaluation Paper/Presentation

	SOCW 442 Int. Seminar II	Self-Assessment Paper
--	-----------------------------	-----------------------

Competency 10.D: Evaluate with individuals, families, groups, organizations, and communities		
BSW Practice Behavior	Course	Learning Activities / Assignments
(10.D.1) Critically analyze, monitor, and evaluate interventions.	SOCW 310 SW Practice with Individuals...	Case Management Interview
		Case Presentation
	SOCW 319 SW Practice with Groups...	Program Evaluation Paper/Presentation
	SOCW 391 Jr. Field Practicum	Organizational Assessment
	SOCW 497 Research Methods	Empirical Article Evaluation
		Single Subject Design Proposal & Presentation