

A close-up photograph of two hands, one from a person with a darker skin tone and one from a person with a lighter skin tone, held together in a supportive gesture. The hands are positioned palm-up, with fingers slightly curled. The background is a dark, textured surface, possibly a sweater or a piece of fabric. The lighting is soft and focused on the hands, creating a warm and intimate atmosphere.

WELCOME TO

LifeGroups Orientation

Fall 2023



ICEBREAKER QUESTION

What is something you'd like to praise God for today?

Definition of Praise: Identifying characteristics and traits of God.

Thanksgiving focuses on what God has done, while praise focuses on who God is.

Example from David (Psalm 139):
"God, I praise you for I am fearfully and wonderfully made."

THE POWER OF PRAISE

“Going to church, giftedness, discipline, willpower are all good things but they do not guarantee transformation. Transformation comes through valuing God above all else. The more we praise God, the more we will find value in Him, the more we will be transformed. An equation could look like this...

Praise = value = transformation.”

ALLAN WALSH



belong. behold. become.

THE MISSION OF LIFEGROUPS



John 15:1-17

BELONG (V. 15-16) "FRIENDS," "CHOSEN," "APPOINTED"

- As a LifeGroup leader, how do you experience daily belonging with Jesus? (vertical relationship)
- How do you create an environment for your LifeGroup members to experience belonging with one another? (horizontal relationship)
- How do you inspire your members to experience personal belonging with Jesus outside of your LifeGroup?

BEHOLD - "REMAIN"


- As a LifeGroup leader, how do you behold God personally maximizes your spiritual leadership.
- How do you create opportunities for your members to behold God unique to your LifeGroup?
- How do you inspire your members to behold God personally outside of LifeGroup?

BECOME - "FRUIT"

- Who is God calling you to mentor to take your place as leader?

Empowering LifeGroup Leaders

[SOUTHERN.EDU/BELONG](https://southern.edu/belong)



Click on "Lead a LifeGroup" to access dozens of resources.

10 Keys to a Successful LifeGroup

LifeGroup Orientation F23

Key #10: Take Attendance



**DOWNLOAD THE
CHURCH CENTER APP**



**WATCH OUR TUTORIAL:
SOUTHERN.EDU/BELONG**



**EMAIL
LIFEGROUPS@SOUTHERN.EDU
FOR HELP**



VISIT DEGREES TUITION **APPLY**



YOUR PASSION
GOD'S PURPOSE

REQUEST INFORMATION

Key #9: Invest in Your LifeGroup

Each LifeGroup leader is invited to spend \$50 on their LifeGroup (e.g. resources).

- Make your purchase one of three ways:
 - a. Email lifegroups@southern.edu for Amazon purchases.
 - b. Make the purchase yourself & bring your original receipt to the Office of Ministry & Missions for cash reimbursement (minus tax).
 - c. Check out a Wal-Mart credit card from the Accounting office.
- Request extra funds by emailing lifegroups@southern.edu
- If your purchase has not been approved prior or deemed inappropriate you will not be reimbursed.



Key #8: Incorporate Service

**A GROUP THAT SERVES TOGETHER,
STAYS TOGETHER**

Beyond your weekly LifeGroup, what could you do as a group to continue to foster belonging and give opportunities for your members to become disciple makers by engaging with the community around you?



Key #7: Empower Others



HOST

Whether your group is meeting in an apartment or dorm room or a room in Bietz Center or the University church, ask someone to come early and help set the environment.



PRAYER WARRIOR

Look for the shepherd in your group who may be willing to listen and keep track of prayer requests for your group.



COMMUNICATOR


Find the includer in your group and ask that they send out weekly reminders about LifeGroup, etc.

Key #6: Meet Consistently

Three principles to guide your LifeGroup are:

- Meet on the same day and time each week
- Meet at the same location each week
- Communicate, communicate! Remind your members the day before and express how you're looking forward to seeing them!

The extent to which you are consistent in having LifeGroup each week directly correlates to how many consistent members you'll have.



Key #5: Personalize It

What has been your experience or your need? What are you curious about? Lead your LifeGroup out of your passions:

1. Activity-based,
2. Bible study,
3. Book-based,
4. Disciple-making,
5. Support,
6. Topical

No matter what type of LifeGroup though, our mission remains the same. LifeGroups that become misaligned with our mission will be discontinued.



Key #4: Establish Confidentiality



Determine the appropriate settings for your LifeGroup:
1) request to join,
2) open sign up



Invite members to write and agree to a covenant & explain the rules to new visitors

Find a sample on our website



Ensure each person has the opportunity to share if desired but don't force it

Key #3: Work Together

Find a co-leader

SHARING THE LOAD

The success of your LifeGroup depends on how well you lead with a co-leader - planning, executing your plans, praying together, equally caring for your members, etc.

MAINTAIN CONSISTENCY

Working with a co-leader helps ensure your group will meet weekly and with intentionality.

EXPECTING LIFE WILL HAPPEN


You may set out to lead your LifeGroup this semester with the best intentions but you must also plan for interruptions (i.e. breakup, academic challenges, family situations, financial stresses, etc.) by establishing a co-leader in order to avoid burnout and create a positive, transformative LifeGroup experience for you and your members.

Key #2: Plan Intentionally

LEAD FROM A PLACE OF OVERFLOW

Planning intentionally involves:

- Praying for the baptism of the Holy Spirit
 - Praying: "God, what does our LifeGroup need this week?"
 - Planning the content
 - Creating the environment
 - Connecting with members throughout the week
 - Establishing a plan for the weekly meeting
 - Evaluating and recalibrating with your LifeGroup Coach
-





Plan Intentionality

Bump

- Arrive to the location of your meeting early
- Create the environment
- Pray over each person by name

Set

- Welcome each person as they arrive
- Use an icebreaker to get everyone involved
- Pray together as a group

Spike

- Dive into the main topic/activity of your gathering
 - Ask questions that inspire personal application
 - Let the Holy Spirit guide
-

Key #1: Lead with Vision

BEGIN WITH THE END IN MIND

- How will you measure success?
- What is the purpose of your LifeGroup?
- Work yourself out of a job. What opportunities do you have for nurturing disciplemakers of Christ?
- What do you want your LifeGroup members to have experienced by the end of the semester?



Mission Critical



BELONG

How can you nurture a spiritual community where each LifeGroup member can experience belonging?



BEHOLD

How can you cultivate a spiritually transformative experience where each LifeGroup member can behold God personally and intimately?



BECOME

How can you empower LifeGroup members who have been changed and transformed to become disciplemakers themselves?

What happens next?

- Schedule a weekly meeting with your LifeGroup Coach.
- If you already have 12 group members, please register all members of your LifeGroup on Church Center.
- Recruit interested individuals by directing them to: www.southern.edu/belong.
- Join us for LifeGroups Vespers & GroupLink on September 8!
- Enrollment for LifeGroups ends on September 15.
- Prepare for your first LifeGroup.
- Take attendance via the Church Center app.



GroupLink

KNOW YOUR "ELEVATOR PITCH"

- 7:00pm Iles PE Center open for LifeGroup leaders
 - Find the table with your LifeGroup name on it
 - Member Sign Up QR code (provided for you)
 - Tablecloth & signage provided for you
 - No tri-fold poster boards allowed
 - Cookies and beverages provided for everyone
- 7:30pm LifeGroups vespers in the University Church
- 8:20pm Que from Vespers speaker to quietly go to Iles PE Center
- 8:30pm GroupLink in Iles PE Center



A close-up, slightly blurred photograph of a person's hands holding an open Bible. The person's left hand is resting on the page, and their right hand is visible at the top right corner. The Bible is open to a page with text, and the lighting is warm and soft. The background is dark and out of focus.

made for more

2023-2024 SPIRITUAL THEME

Reflective Bible Reading

RELATIONAL APPLICATION

Read the following passage of scripture, slowly absorb the words of the passage by reading it multiple times while not analyzing, studying, or outlining the passage. Pause in your reading of the passage as the Holy Spirit brings awareness so that the goal of reading God' Word is not focused on completing the reading, but rather absorbing it personally.





Reflect:

EPHESIANS 3:14-21

1. What does this passage say to me?
2. How does this passage intersect with my life?
3. What is the invitation?

25 minutes



Reflection & Prayer



Questions?

We're here to help:
lifegroups@southern.edu