

# JSTOR

JSTOR includes journal content, primary sources, images, and more across the humanities, social sciences, and sciences.

## Conducting a Search



Select "Advanced Search," and enter your search terms in the boxes. Then select "Submit Advanced Search."

TERM(S)	FIELD
"American revolution"	All fields

BOOLEAN	TERM(S)	FIELD
AND	women	All fields

+ Add row

- Use your research topic's most important words and phrases as keywords.
- Put phrases in quotation marks.
- If your results aren't relevant, try different combinations of keywords, including synonyms and related phrases.
- If you find too many results, use more specific search terms. If you are not finding enough results, consider using broader search terms.
- Select the Images tab (beside the All Content tab) to search JSTOR's image database.



## Focus Your Results



You can focus your results using the field drop-down menu.

TERM(S)	FIELD
"American revolution"	Abstract

- Search in Abstract to locate your key terms in the article's summary paragraph. Please note only a limited number of articles in JSTOR have abstracts.
- Use the Primary source limiter on the left side of the screen to access the primary source documents.



## Refine Results

Use the filters on the left side of your results to narrow by date, subject, and language.

SEARCH WITHIN RESULTS

CONTENT TYPE

**Academic content:**

☐ Journals (68,188)

☐ Book Chapters (688)

☐ Research Reports (183)

**Primary source content:**

☐ Serials (4,088)

☐ Books (3,005)

☐ Documents (1,340)

☐ Images (862)

☐ Audio (12)

DATE ?

FROM

TO

CE

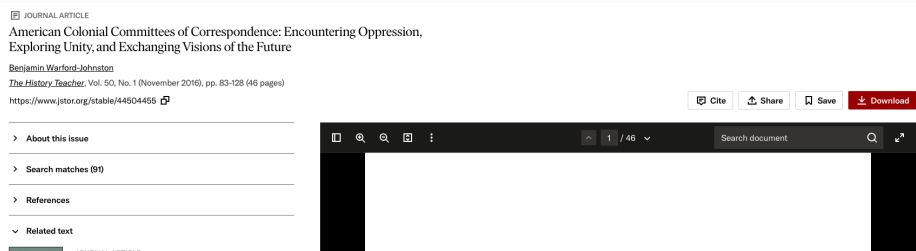
CE

Apply

## Explore the Item Record



Click on the item's title of interest to access additional information, full-text options, related texts, and tools.



- View important information about the authors, publisher, publication, and more on the items record.
- The stable URL (permalink) is available below the record information (just below the title and publication information).
- The Related Text dropdown provides additional recommendations that might further your research.
- Many eBooks include access to the table of contents on the record information.
- Need additional sources? Explore a relevant item's bibliography under the references tab to find additional materials on your topic.
- Most PDFs provide a “search document” feature to search the full text for relevant keywords.



## Finding the Full Text



Click on the title of the item of interest.




To find the full text, click PDF Full Text, the HTML Full Text, or the Get Full-Text button on the left-side of the screen.


 Download


- Download and save the PDF to your computer or bibliographic management tool.
- Full-text not available? We will get it for free through interlibrary loan (ILL). Access your ILL account on the library's homepage and request any materials you need for your research.



## Tools

 Cite

 Share

 Save

- Select cite to view the item's citation in your chosen format. These citations should always be double-checked for accuracy. Additionally, you can export the record to a bibliographic management tool.
- Email yourself a link to the article and record information by selecting share. Note: this does not email the article's full text.
- To save a link to the article, use the permalink. This is under the title and author information on the left side of the screen.

## Get Help



southern.edu/library



Text: 423.381.8881




Call: 423.236.2788



ask@southern.libanswers.com

### Research Coaching

Help finding sources and refining search results.



### Writing Center Tutoring

In-person or online appointments with a writing tutor.

