

## MCKEE LIBRARY DATABASE TIP SHEET

# Popular Culture Collection

This database is a comprehensive collection of periodicals supporting pop culture.

## Conducting a Search



Select "Advanced Search" and enter your search terms in the boxes and click search.

### Advanced Search

#### Search Terms

	Terms	Field	Fin
Search for	Music	In	Keyword
And	education	In	Keyword
And		In	Keyword

- Use the most important words and phrases of your research topic as keywords.
- Put phrases in quotation marks.
- If your results aren't relevant, try different combinations of keywords, including synonyms and related phrases.
- If you are finding too many results, use more specific search terms. If you are not finding enough results, consider using more broad search terms.



## Focus Your Results



You can focus your results using the field drop-down menu.

	Terms	Field	Fin
Search for	"social Media"	In	Abstract
And	health	In	Subject
And		In	Keyword

- Search in Abstract to locate your key terms in the articles summary paragraph.
- Search in Subject to locate your terms in the controlled vocabulary.



## Refine Results

Use the filters on the right side of your results to narrow by date, subjects, title, or document type.

**FILTER YOUR RESULTS**

<input type="button" value="Publication Date"/>	<input type="button" value="Subjects"/>	<input type="button" value="Document Type"/>
<input type="button" value="Publication Title"/>	<input type="button" value="Lexile Measure"/>	<input type="button" value="Search Within"/>

☒ Full Text Documents  
☐ Peer-Reviewed Journals  
☐ Document Contains Images

## Topic Finder

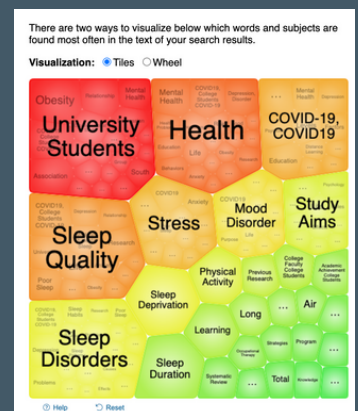
Discover topics and results related to your search.



Select "Start the Topic Finder" on the right side of the screen.



Enter your topic in the search bar or explore the term cluster (shown below).



## Explore the Item Record



Click on the title of the item of interest to access additional information, images, full-text options, and tools.



- View important information like authors, publisher, publication, and more on the items record.
- In many cases, the location of the authors is helpful in figuring out where the research took place.
- The abstract is the summary paragraph. Reading this will give you a good indication on the item's topic.
- Pay attention to the keywords used in the resources you find most helpful.
- Use the related subjects to locate additional materials on your topic. Clicking on the subject term link will begin a new search.
- Need additional sources? Explore a relevant item's bibliography to find additional materials on your topic.




## Finding the Full Text



Click on the title of the item of interest.



Use the icons to save the full text to Google Drive, OneDrive, email it to yourself, or download by clicking on the appropriate icon.




- Download the PDF and save to your computer or bibliographic management tool.
- Full-text not available? We will get it for you for free through interlibrary loan. Click "Find It" to go to the interlibrary loan request page.

## Tools



- Select cite to view the citation of the item in your chosen format. These citations should always be double-checked for accuracy.
- Download and print the full text.
- To save a link to the article, make sure to use the "Get Link" permalink icon.



- Translate the article in another language
- Increase and decrease the font size.
- Change the display options by selecting "Aa".
- Select the speaker icon to listen to the article.

## Get Help



[southern.edu/library](https://southern.edu/library)



Text: 423.381.8881



Call: 423.236.2788



[ask@southern.libanswers.com](mailto:ask@southern.libanswers.com)

### Research Coaching

Help finding sources and refining search results.



### Writing Center Tutoring

In-person or online appointments with a writing tutor.

