


# Aplia In Your Course.

## Getting Started With CengageBrain


### Your First Class!

Sign In URL : [login.cengagebrain.com](http://login.cengagebrain.com)

Please be sure to read all of the notes in the  
RED boxes. This will help you to login correctly.



CENGAGE **brain**.com



# How do I use Aplia?

1. To get started, navigate to: [login.cengagebrain.com](https://login.cengagebrain.com)



[Technical Support](#)

## Log In

Username

Enter your email address

Password

[Forgot your password?](#)

[Log In](#)

Already have an account with Cengage Learning, Aplia or iChapters.com?

Simply log into your existing account to register a new access code or a new Aplia Course Key.

You do not need to create a new account.

## Create a New Account

- ✓ Gain instant access to your online learning materials
- ✓ Register an access code or Aplia Course Key
- ✓ Receive account holder exclusive promotions and discounts

[Create an Account](#)

## How do I use Aplia?

If you've previously created a Cengage Learning Single Sign-On (SSO) before, sign in with your account information.

**CENGAGE**  
**brain**  
.com

Technic

### Log In

Username

Enter your email address

Password

[Forgot your password?](#)

**Log In**

Already have an account with Cengage Learning, Aplia or iChapters.com?

Simply log into your existing account to register a new access code or a new Aplia Course Key.

You do not need to create a new account.

### Create a New Account

- ✓ Gain instant access to your online learning materials
- ✓ Register an access code or Aplia Course Key
- ✓ Receive account holder exclusive promotions and discounts

**Create an Account**

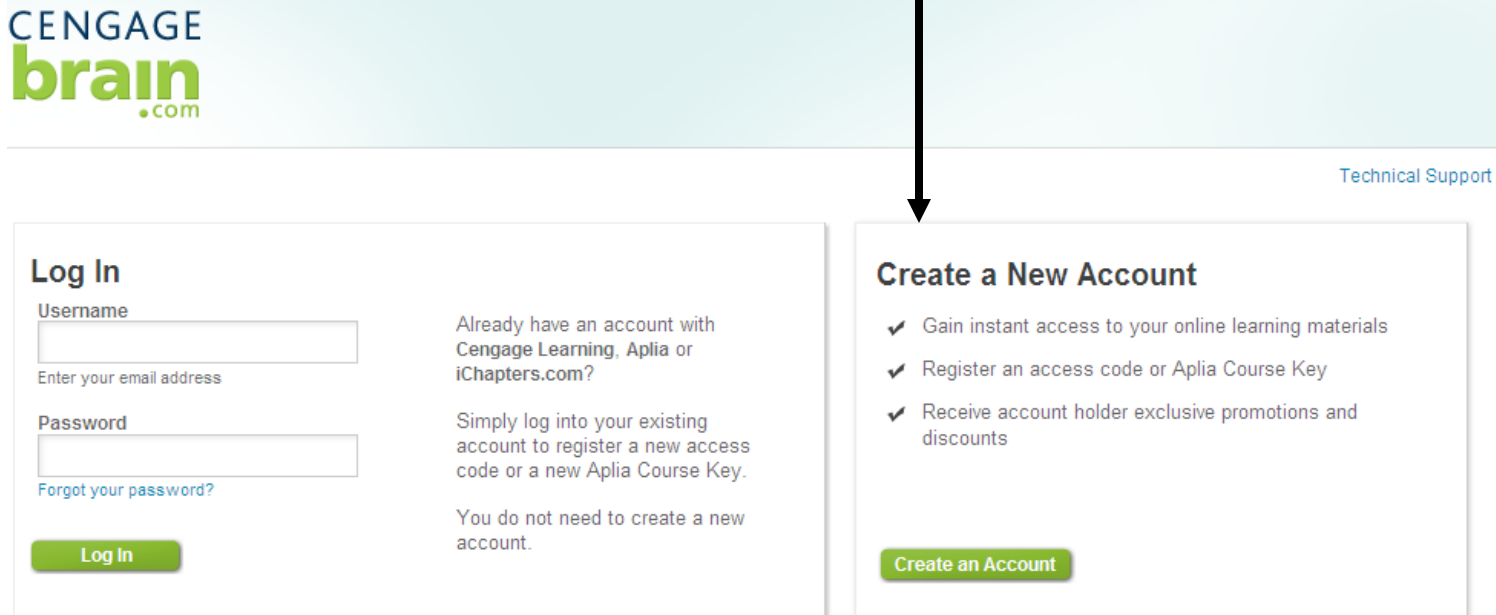
### A Cengage Learning Glossary Definition

**A Single Sign-On (SSO)** account provides for one login to access Cengage Learning digital resources.

CengageBrain accepts prior SSO login credentials, as well as Aplia and iChapters login credentials. *If you have an existing login, there is no need to create a new one.*

# How do I use Aplia?

If this is your first time using Aplia or any Cengage product, you'll need to create a new account.



**CENGAGE**  
**brain**  
.com

Technical Support

### Log In

Username

Enter your email address

Password

[Forgot your password?](#)

**Log In**

Already have an account with Cengage Learning, Aplia or iChapters.com?

Simply log into your existing account to register a new access code or a new Aplia Course Key.

You do not need to create a new account.

### Create a New Account


- ✓ Gain instant access to your online learning materials
- ✓ Register an access code or Aplia Course Key
- ✓ Receive account holder exclusive promotions and discounts

**Create an Account**

# How do I use Aplia?

2. Now you'll need to enter your Aplia Course Key, which is provided by your instructor.

If you create a new account, you will immediately be able to enter your Course Key.



[← Back to Log In / Register / Enter Code or Course Key](#)

Enter Your Code or Key   Account Information   Access Materials

Enter Access Code or Aplia Course Key

Enter Code or Aplia Course Key

What's this?

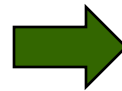
[Continue](#) [Cancel](#)

[I Don't Have an Access Code or Course Key >](#)

Example Picture of Code and Key below:

<b>ACCESS CODE</b>
PP8XLP3XD528HC
<b>APLIA COURSE KEY</b>
ABCD-23M4-EFGH

If you sign into your existing account, you can enter the Course Key on the right side of your home page.



**Register another Access Code or Aplia Course Key**

[Register](#)

Your Access Code should be similar to PP8XLP3XD528HC   [What's this?](#)  
Aplia Course Key example: ABCD-23M4-EFGH

[Find Product with Free Access](#)

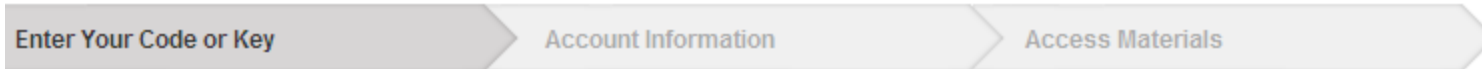
**Support**  
Looking for help? Read our [FAQs](#) or contact us via the options below.

<b>Customer Service</b> Have Questions About Your Order or Purchase?  For Fastest Response: <a href="mailto:cengagebrain.support@cengage.com">cengagebrain.support@cengage.com</a>  Phone: 866-994-2427	<b>Technical Support</b> Trouble Registering, Accessing Products or Downloading the Viewer?  For Fastest Response: Access our web site Available 7 days a week 24 hours a day
---	---

## How do I use Aplia?

3. Confirm your course information, and click “Continue” to continue your registration.

[« Back to Log In / Register / Confirm Course](#)



### Confirm Course Information

Please confirm that this is the Aplia course for which you want to register

School:	Aplia university
Instructor:	Support Team
Course Name:	Principles of Economics Spring 2010
Start Date:	April 19, 2010
End Date:	July 26, 2010
Not the right course?	<a href="#">edit course key</a>

[Continue](#)

# How do I use Aplia?

4. If you are a new user, complete all fields in the registration form, and click “Continue.”

Please be sure to use your southern email.

[Back to Log In / Register / Enter Your Code or Key / Account Information](#)

Enter Your Code or Key   Account Information   Access Materials

## Account Information

Complete the form, read and accept the license agreement, and then click Continue.

<p><b>First Name*</b></p> <input type="text"/>	<p><b>License Agreement*</b></p> <p>the Cengage-owned licensed content and associated media, software, documentation, printed materials and electronic documentation contained in this package and/or made available to you via this Website (the Licensed Content), available to you (the End User). BY CLICKING THE, I ACCEPT BUTTON, AND/OR OPENING THIS PACKAGE, YOU ACKNOWLEDGE THAT YOU HAVE READ ALL OF THE TERMS AND CONDITIONS, AND THAT YOU AGREE TO BE BOUND BY ITS TERMS, CONDITIONS, AND ALL APPLICABLE LAWS AND REGULATIONS GOVERNING THE USE OF THE LICENSED CONTENT.</p> <p><b>1.0 SCOPE OF LICENSE</b></p> <p>1.1 Licensed Content. The Licensed Content may contain portions of modifiable content (Modifiable Content) and content which may not be modified or otherwise altered by the End User (Non-Modifiable Content). For purposes of this Agreement, Modifiable Content and Non-Modifiable Content may be collectively referred to herein as the Licensed Content. All Licensed Content shall be considered Non-Modifiable Content, unless such Licensed Content is presented to the End User in a modifiable format and it is clearly indicated that modification of</p> <p><input type="radio"/> I Agree   <input checked="" type="radio"/> I Do Not Agree</p>
<p><b>Middle Initial*</b></p> <input type="text"/>	
<p><b>Last Name*</b></p> <input type="text"/>	
<p><b>Email Address*</b></p> <input type="text"/> <p>(This is your unique username)</p>	
<p><b>Confirm Email Address*</b></p> <input type="text"/>	
<p><b>Choose a Password*</b></p> <input type="text"/>	
<p><b>Confirm Password*</b></p> <input type="text"/> <p>(Password must be between 8-25 characters)</p>	
<p><b>Security Question*</b></p> <p>Select a Question</p> <input type="text"/>	
<p><b>Security Answer*</b></p> <input type="text"/>	
<p><b>Time Zone*</b></p> <p>Select your Time Zone</p> <input type="text"/>	<p>Select the time zone (GMT-5:00) Eastern Time (US &amp; Canada)</p>
<p><input checked="" type="checkbox"/> I am at least 13 years of age</p>	
<p><input checked="" type="checkbox"/> Sign up and be the first to receive exclusive CengageBrain discounts and promotions</p>	
<p><input type="button" value="Continue"/>   <input type="button" value="Cancel"/></p>	

# How do I use Aplia?

You can now access your Aplia course by clicking on the open button next to the course.

The screenshot displays the CengageBrain.com user interface. At the top, there is a navigation bar with 'Discover CengageBrain' and 'Hi John'. Below this is a search bar for textbooks and materials. The main content area is divided into several sections:

- My Home:** A grey box with the heading 'Congratulations! You can now access your Aplia course.' and sub-heading 'E-mail Verification'. It contains instructions on how to verify an email address and a link to resend the email.
- Attention CengageBrain.com users:** An orange box with text about issues viewing eBooks or eChapters.
- Register another Access Code or Aplia Course Key:** A section with a text input field and a 'Register' button.
- My Courses & Materials:** A section with a 'View Expired' link. It lists a course: 'Aplia: Principles of Economics Spring 2010' with an 'Open' button. A black arrow points to this button.
- Support:** A section with links for 'Customer Service' and 'Technical Support', and contact information for the support team.

A red box highlights the 'E-mail Verification' section with the text: 'Please be sure to verify your email address.'



## How do I use Aplaia?

To pay for your Aplaia course, click on the “See Payment Options” link under your course.

If you already purchased your On Course textbook from SAU Campus Shop your Aplaia Access Code will be inside. However, if you are not able to purchase the textbook until you arrive on campus you are still able to use Aplaia to complete your assignments during the "FREE period".

### My Courses & Materials

[View Expired](#)



**Aplaia: Principles of Economics Spring 2010**

**Note: You have not paid for your Aplaia Course.**  
[See Payment Options](#)

[Open](#)

# How do I use Aplia?

When you first open your course you may not be able to view any assignments.  
To view your assignments, click on the View All Assignments link.

For help with Aplia, click on the Support link.



 Principles of Economics Fall 2010

Welcome, John Smith | [My Courses](#) | [My Profile](#) | [Support](#) | [Sign Out](#)

[Home](#) | [Grades](#) | [Discussion](#) | [Course Materials](#)

## Assignments

[View All Assignments](#)

Week 1 - August 23, 2010

There are no assignments due for this week.


Week 2 - August 30, 2010

There are no assignments due for this week.

Assignments due this week and next will appear here.

If you want to see all of the assignments in your course, click on the "View All Assignments" link above.

### Announcements

 [Verify your e-mail address](#)


Your payment is due by the end of the day on September 12, 2010. You can pay for your course from My Home on CengageBrain (or NelsonBrain if you are in Canada).

Announcements from Aplia and your instructor will appear here.

### Readings

**Principles of Economics**  
5th Edition  
By Mankiw

Select a textbook chapter



- Order a physical textbook for \$70 USD

If your course includes access to a digital textbook, you can access the chapters here.

### Course Materials

[View All](#)

- Excel (Other)

Your course does have access to a digital textbook, however, you will still be required to purchase a hardcopy with access to Aplia after the FREE period is up.

## Need Help?

### Problems with your CengageBrain account?

You can contact us at (423) 236-2838 or call 1-800-SOUTHERN and ask for ext 2838.

- Check the FAQs in the Support area of your CengageBrain home.

OR

- Write to [cengagebrain.support@cengage.com](mailto:cengagebrain.support@cengage.com)

OR

- Call 866-994-2427 Monday through Friday from 8 AM to 6 PM EST

### Problems with your Aplia course?

- Click on the Support link in your Aplia course

OR

- Write to [support@apia.com](mailto:support@apia.com)

OR

- Start a chat with a Support representative Monday through Friday from 8 AM to 5 PM PST.

Thanks! We hope you enjoy your Aplia experience.

